



Mountain Events
Your Event Registration Specialists
www.mountainevents.us

2026 NCCX Series Results
Masters Men 40+ CX-4-Novice

Place	First Name	Last Name	Team Name	Total	Race 1	Race 2	Race 3	Race 4	Race 5	Race 6	Race 7	Race 8	Race 9	Race 10	Race 11	Race 12	Dropped3	Dropped 2	Dropped1
1	Matt	Westmoreland	Cycleworks	2,285	434	217	217	240	217	240	240	240	240	0	0		0	0	
2	Kelley	Montoya	Partypace	1,892	370	0	178	193	193	193	185	202	193	185	0		0	0	
3	Chris	Gladora	HopFly Cyclocross	1,765	386	0	185	202	202	0	193	193	202	202	0		0	0	
4	Danny	Meendering	Velocious Sport	1,652	404	0	193	217	0	202	217	0	0	217	202		0	0	
5	Jamie	Arkfeld	DARC	1,443	344	193	172	0	0	178	178	185	0	193	0		0	0	
6	Albert	Rosales	HopFly Cyclocross	1,340	480	202	240	178	240	0	0	0	0	0	0		0	0	
7	Kelvin	Ma	Pedal Power Training Solutions	457	0	0	0	0	0	0	0	0	0	240	217		0	0	
8	Brian	Wong	Project Ridgeway	457	0	240	0	0	0	217	0	0	0	0	0		0	0	
9	Ben	Wright		387	0	0	0	185	0	0	202	0	0	0	0		0	0	
10	Michael	Venutolo-Mantova	Triangle Velo	356	356	0	0	0	0	0	0	0	0	0	0		0	0	
11	Brian	Dieterich		344	0	0	0	0	0	166	0	178	0	0	0		0	0	
12	Carlos	Arango	Reality Bikes	240	0	0	0	0	0	0	0	0	0	0	240		0	0	
13	Michael	Lemon	Downtown Asheville Racing Club (DARC)	217	0	0	0	0	0	0	0	217	0	0	0		0	0	
14	Phil	Brown	Hull Tigers Cycling	217	0	0	0	0	0	0	0	0	217	0	0		0	0	
15	Rahi	Kamfar	Youngblood Bicycles	202	0	0	202	0	0	0	0	0	0	0	0		0	0	
16	Simon	Rice		185	0	0	0	0	0	185	0	0	0	0	0		0	0	
17	Corbitt	Bourne	Foothills Cycling	172	0	0	0	0	0	172	0	0	0	0	0		0	0	
18	caleb	jonas	Hopfly Cross & Brew	166	0	0	166	0	0	0	0	0	0	0	0		0	0	
19	Sascha	Ferkowitsch	Unattached	-	0	0	0	0	0	0	0	0	0	0	0		0	0	
20	Samuel	Punia	Chainring Wraiths	-	0	0	0	0	0	0	0	0	0	0	0		0	0	

Results as of 11/22/2026

Questions or comments about series results reach out to Jim - contact@MountainEvents.us





Mountain Events
Your Event Registration Specialists
www.mountainevents.us

2026 NCCX Series Results
Masters Men 50+ CX4-Novice

Place	First Name	Last Name	Team Name	Total	Race 1	Race 2	Race 3	Race 4	Race 5	Race 6	Race 7	Race 8	Race 9	Race 10	Race 11	Race 12	Dropped3	Dropped 2	Dropped1
1	Amador	Rubio	Cycleworks	1,980	322	217	240	193	217	172	202	202	202	185	172		-172	-172	
2	Chad	Hemric	Cycleworks	1,591	344	193	0	202	202	0	240	193	217	0	0		0	0	
3	Parrish	Matthews		1,496	356	0	0	185	0	185	217	185	0	202	166		0	0	
4	Eric	Hunter	Your mom's house	1,276	332	202	0	0	0	178	193	0	0	193	178		0	0	
5	Rahi	Kamfar	Youngblood Bicycles	960	0	0	0	240	0	240	0	0	0	240	240		0	0	
6	Edmund	Hipp		891	434	240	0	0	0	217	0	0	0	0	0		0	0	
7	Edward	Spence	Foothills Cycling	846	404	0	0	0	0	202	0	0	240	0	0		0	0	
8	Jason	Kruse	Foothills Cycling	820	302	0	0	0	0	161	172	0	185	0	0		0	0	
9	Joel	Eisner	Constellation Cycling	663	312	0	0	0	0	166	185	0	0	0	0		0	0	
10	Brian	Hemstreet		563	370	0	0	0	0	193	0	0	0	0	0		0	0	
11	Morten	Jensen	HammerCross	480	480	0	0	0	0	0	0	0	0	0	0		0	0	
12	Robert	Bickerstaffe	Team Spoke Cycles p/b Eatmon Law Firm	386	386	0	0	0	0	0	0	0	0	0	0		0	0	
13	Christopher	Burk	Quattro Assi Bikes	356	0	0	0	0	0	0	178	178	0	0	0		0	0	
14	Wayne	Holden	Merlo Fahrney	240	0	0	0	0	240	0	0	0	0	0	0		0	0	
15	Bill	Snyder		240	0	0	0	0	0	0	0	240	0	0	0		0	0	
16	John	Smith		217	0	0	0	217	0	0	0	0	0	0	0		0	0	
17	Michael	Clamann	Badfish II	217	0	0	0	0	0	0	0	0	0	217	0		0	0	
18	Kevin	Webster	KW Cycleworks	217	0	0	0	0	0	0	0	0	0	0	217		0	0	
19	Mauricio	Amat	Hickory Velo Club	217	0	0	0	0	0	0	0	217	0	0	0		0	0	
20	Corbitt	Bourne	Foothills Cycling	193	0	0	0	0	0	0	0	0	193	0	0		0	0	
21	Jason	Seago	Team Spoke Cycles p/b Eatmon Law Firm	185	0	185	0	0	0	0	0	0	0	0	0		0	0	
22	Keith	Ostrander	Terra Cycling Collective/Rocket Revolution	156	0	0	0	0	0	156	0	0	0	0	0		0	0	
23	Brad	Fischer	Paradise Garage Racing	1	0	0	0	0	0	0	0	0	0	1	0		0	0	

Results as of 11/22/2026

Questions or comments about series results reach out to Jim - contact@MountainEvents.us





Mountain Events
Your Event Registration Specialists
www.mountainevents.us

2026 NCCX Series Results
Masters Men 60+ CX4-Novice

Place	First Name	Last Name	Team Name	Total	Race 1	Race 2	Race 3	Race 4	Race 5	Race 6	Race 7	Race 8	Race 9	Race 10	Race 11	Race 12	Dropped3	Dropped 2	Dropped1
1	Robert	Tice	12th State Cycling Team	2,118	404	202	217	202	217	202	217	240	0	217	202		0	-202	
2	Evan	Myers	HammerCross	1,951	434	240	0	217	193	193	240	1	0	240	193		0	0	
3	Jay	Capers		1,780	386	0	193	178	202	185	202	217	217	0	0		0	0	
4	Jim	Casper	TSS Remnant	1,533	0	0	202	193	178	178	193	0	202	202	185		0	0	
5	Walter	Pofahl	Dirt Camp Racing	1,440	480	0	240	240	240	240	0	0	0	0	0		0	0	
6	Tony	Enes	RLV Cycling	1,251	344	0	185	172	172	0	185	0	193	0	0		0	0	
7	David	Brown	Cognition	943	356	217	0	185	185	0	0	0	0	0	0		0	0	
8	Mark	Jordan	Two Cute Dogs	542	370	0	0	0	0	172	0	0	0	0	0		0	0	
9	Gregory	Atchison	NCTC	510	332	0	0	0	0	0	178	0	0	0	0		0	0	
10	Matthew	Darisse		240	0	0	0	0	0	0	0	0	240	0	0		0	0	
11	Tom	Rogers	Hickory Velo p/b CPW	217	0	0	0	0	0	217	0	0	0	0	0		0	0	

Results as of 11/22/2026

Questions or comments about series results reach out to Jim - contact@MountainEvents.us





Mountain Events
Your Event Registration Specialists
www.mountainevents.us

2026 NCCX Series Results
Juniors 15-18 Boys & Girls

Place	First Name	Last Name	Team Name		Total	Race 1	Race 2	Race 3	Race 4	Race 5	Race 6	Race 7	Race 8	Race 9	Race 10	Race 11	Race 12	Dropped3	Dropped 2	Dropped1
1	Gage	Pristas	Velocious Sport		1,356	480	0	217	0	0	217	240	0	0	0	202		0	0	
2	Sam	Marsh			1,145	0	0	240	240	0	240	0	0	0	185	240		0	0	
3	Ryder	BATES	Cruz Control Racing		1,038	0	240	202	0	0	0	0	0	240	178	178		0	0	
4	Stratton	Deal	Roanoke Star Cycling		823	404	0	0	217	0	202	0	0	0	0	0		0	0	
5	Joseph	Hipp			773	386	202	0	0	0	185	0	0	0	0	0		0	0	
6	Jayden	Hatchel		0	457	0	0	0	0	0	0	217	240	0	0	0		0	0	
7	Wyatt	Rosenthal	First Flight Devo		434	434	0	0	0	0	0	0	0	0	0	0		0	0	
8	Charlie	Sweat			410	0	0	0	0	0	0	0	0	0	193	217		0	0	
9	Lewis	Merck	Slay Development Team		395	0	0	0	0	0	0	0	0	0	202	193		0	0	
10	Foster	Funk	Team Spoke Cycles p/b Eatman Law		386	0	0	193	0	0	193	0	0	0	0	0		0	0	
11	Tucker	Williamson			357	0	0	0	0	0	0	0	0	0	172	185		0	0	
12	Sladen	Fisher	Oak Mountain Mountain Bike Team		240	0	0	0	0	0	0	0	0	0	240	0		0	0	
13	Oliver	Simmons	Chesterfield County Composite		217	0	217	0	0	0	0	0	0	0	0	0		0	0	
14	Ryder	Molnar	Hammercross		217	0	0	0	0	0	0	0	0	0	217	0		0	0	
15	Seth	Owens	Asheville youth cycling		166	0	0	0	0	0	0	0	0	0	166	0		0	0	
16	Jackson	Daughtry	Nomad Cycling Services		162	0	0	0	0	0	0	0	0	0	161	1		0	0	
1	Reese	Meendering	Velocious Sport		1,440	480	0	240	240	0	240	240	0	0	0	0		0	0	

Results as of 11/22/2026

Questions or comments about series results reach out to Jim - contact@MountainEvents.us





Mountain Events
Your Event Registration Specialists
www.mountainevents.us

2026 NCCX Series Results
Juniors 15-18 Boys & Girls

Place	First Name	Last Name	Team Name	Total	Race 1	Race 2	Race 3	Race 4	Race 5	Race 6	Race 7	Race 8	Race 9	Race 10	Race 11	Race 12	Dropped3	Dropped 2	Dropped1

Results as of 11/22/2026

Questions or comments about series results reach out to Jim - contact@MountainEvents.us







2026 NCCX Series Results

Juniors 13-14 Boys & Girls

Place	First Name	Last Name	Team Name		Total	Race 1	Race 2	Race 3	Race 4	Race 5	Race 6	Race 7	Race 8	Race 9	Race 10	Race 11	Race 12	Dropped3	Dropped 2	Dropped1
1	Linden	Frederick	Velocious Sport		1,999	434	240	217	217	217	217	0	0	0	217	240		0	0	
2	Gustaf	Hamblen	Velocious Sport		1,920	480	0	240	240	240	240	0	0	240	240	0		0	0	
3	Sam	Edwards	Velocious Sport		1,604	404	0	202	0	193	193	0	0	202	193	217		0	0	
4	Henry	Philpott	HRP Sports		1,227	0	0	0	202	202	202	0	0	217	202	202		0	0	
5	Jasper	Brandon	HammerCross		1,098	370	0	193	0	0	178	0	0	0	172	185		0	0	
6	Noah	Ostrander	Terra Cycling Collective Junior Team		751	0	0	0	0	0	172	240	0	0	161	178		0	0	
7	Tyler	Zych	Terra Cycling Collective Junior Team		721	0	0	0	0	0	166	217	0	0	166	172		0	0	
8	Nate	Haislip	Baltimore Youth Cycling		386	386	0	0	0	0	0	0	0	0	0	0		0	0	
9	Sebastian	Kruger	None		371	0	0	0	0	0	0	0	0	0	178	193		0	0	
10	River	Sefiha		0	240	0	0	0	0	0	0	0	240	0	0	0		0	0	
11	Knoxton	Fisher	Oak Mountain Mountain Bike Team		185	0	0	0	0	0	0	0	0	0	185	0		0	0	
12	Federico	Caicedo	Terra Cycling Collective Junior Team		185	0	0	0	0	0	185	0	0	0	0	0		0	0	
1	Kathryn	Sweat			1,332	0	0	217	0	240	240	0	0	240	193	202		0	0	
2	Louisa	Elliott	Asheville Youth Cycling		720	0	0	240	0	0	0	0	0	0	240	240		0	0	
2	River	Saxon	HammerCross		480	480	0	0	0	0	0	0	0	0	0	0		0	0	
4	Parks	Beaver	The Paceline Project p/b LC Food		434	0	0	0	0	0	0	0	0	0	217	217		0	0	
5	Kylee grace	Maybin	Mad cycles		202	0	0	0	0	0	0	0	0	0	202	0		0	0	

Results as of 11/22/2026

Questions or comments about series results reach out to Jim - contact@MountainEvents.us







2026 NCCX Series Results
Juniors 11-12 Boys & Girls

Place	First Name	Last Name	Team Name	Total	Race 1	Race 2	Race 3	Race 4	Race 5	Race 6	Race 7	Race 8	Race 9	Race 10	Race 11	Race 12	Dropped3	Dropped 2	Dropped1
1	Wyatt	Meendering	Velocious Sport	1,657	480	0	240	240	0	240	0	0	0	217	240		0	0	
2	Hezekiah	Grindle		899	0	0	217	0	240	202	240	0	0	0	0		0	0	
3	Harrison	Reifert		442	0	0	0	0	0	0	0	0	0	240	202		0	0	
4	Victor	Gomez	The Paceline Project p/b LC Food	419	0	0	0	0	0	0	0	0	0	202	217		0	0	
5	Annan	Frederick	Velocious Sport	240	0	0	0	0	0	0	0	0	0	240	0		0	0	
6	Nino	O'Connell	Foothills Cycling	217	0	0	0	0	0	0	0	0	0	217	0		0	0	
7	Caroline	Parkinson	Asheville Youth Cycling (AYC)	202	0	0	0	0	0	0	0	0	0	0	202		0	0	
8	Archie	Kitching	Asheville Youth Cycling (AYC)	202	0	0	0	0	0	0	0	0	0	202	0		0	0	
9	Archie	Kitching	Asheville Youth Cycling (AYC)	193	0	0	0	0	0	0	0	0	0	193	0		0	0	
10	Grant	Reifert		185	0	0	0	0	0	0	0	0	0	185	0		0	0	
11	Elliot	Edwards	AYC - Downtown Asheville Racing Club (DARC)	178	0	0	0	0	0	0	0	0	0	178	0		0	0	
12	Mack	Gibson	Velocious Sport	172	0	0	0	0	0	0	0	0	0	172	0		0	0	
13	Rowan	Sherman	Lionhearts Junior Racing	166	0	0	0	0	0	0	0	0	0	166	0		0	0	
1	Lily	Gibson	Velocious Sport	1,131	0	0	0	240	0	217	0	240	0	217	217		0	0	
2	Zoe	Minner	Lionhearts Junior Racing	480	0	0	0	0	0	0	0	0	0	240	240		0	0	
2	Penelope	Funk		240	0	240	0	0	0	0	0	0	0	0	0		0	0	
2	Scout	Beaver	The Paceline Project p/b LC Food	240	0	0	0	0	0	0	0	0	0	240	0		0	0	
2	Caroline	Parkinson	Asheville Youth Cycling (AYC)	240	0	0	240	0	0	0	0	0	0	0	0		0	0	
6	Evvie	Hamblen	Velocious Sport	193	0	0	0	0	0	193	0	0	0	0	0		0	0	

Results as of 11/22/2026

Questions or comments about series results reach out to Jim - contact@MountainEvents.us







2026 NCCX Series Results

Juniors 9-10 Boys & Girls

Place	First Name	Last Name	Team Name	Total	Race 1	Race 2	Race 3	Race 4	Race 5	Race 6	Race 7	Race 8	Race 9	Race 10	Race 11	Race 12	Dropped3	Dropped 2	Dropped1
1	Nino	O'Connell	Foothills Cycling	2,216	434	217	217	217	217	217	240	240	217	0	217		0	-217	
2	Annan	Frederick	Velocious Sport	2,160	480	240	240	240	240	240	0	0	240	0	240		0	0	
3	Elliot	Edwards	AYC - Downtown Asheville Racing Club (DARC)	1,328	370	193	178	0	0	0	217	185	0	0	185		0	0	
4	Archie	Kitching	Asheville Youth Cycling (AYC)	758	0	0	378	0	0	0	0	178	0	0	202		0	0	
5	Mack	Gibson	Velocious Sport	567	0	0	0	202	0	193	0	172	0	0	0		0	0	
6	Everett	Wilson	Asheville Youth Cycling	510	0	0	166	0	0	0	0	166	0	0	178		0	0	
7	Ben	Gibson	Velocious Sport	419	0	0	0	0	0	202	0	217	0	0	0		0	0	
8	Chandler	Lemon	Asheville Youth Cycling (AYC)	404	0	0	202	0	0	0	0	202	0	0	0		0	0	
9	Julius	Venutolo-Mantova	Burlington BMX	404	404	0	0	0	0	0	0	0	0	0	0		0	0	
10	Archie	Kitching	Asheville Youth Cycling (AYC)	386	0	0	0	0	0	0	0	193	0	0	193		0	0	
11	Rory	Saxon	HammerCross	386	386	0	0	0	0	0	0	0	0	0	0		0	0	
12	Beckham	Martin	Downtown Asheville Racing Club (DARC)	333	0	0	172	0	0	0	0	161	0	0	0		0	0	
13	Atticus	Funk	Team Spoke Cycles p/b Eatman Law	202	0	202	0	0	0	0	0	0	0	0	0		0	0	
1	Scout	Beaver	The Paceline Project p/b LC Food	240	0	0	0	0	0	0	0	0	0	0	240		0	0	
2	Ella	Minalga		217	0	0	0	0	0	0	0	0	0	0	217		0	0	

Results as of 11/22/2026

Questions or comments about series results reach out to Jim - contact@MountainEvents.us







2026 NCCX Series Results

Masters Men 50+ CX3-4-Novice

Place	First Name	Last Name	Team Name	Total	Race 1	Race 2	Race 3	Race 4	Race 5	Race 6	Race 7	Race 8	Race 9	Race 10	Race 11	Race 12	Dropped3	Dropped 2	Dropped1
1	Antonio	Donabo	Cycleworks	2,052	386	193	178	202	217	202	240	217	217	0	0		0	0	
2	Brian	Smith	Legion Brewing CX	1,667	344	217	166	217	178	135	217	193	0	0	0		0	0	
3	Darby	Jurls	Velocious Sport	1,619	404	0	202	185	240	193	193	202	0	0	0		0	0	
4	Chris	Black	Black Attack	1,379	322	0	0	178	166	172	185	178	178	0	0		0	0	
5	Jim	Otto	HammerCross	1,345	370	202	193	0	193	185	0	0	202	0	0		0	0	
6	Brian	Staby	CX Nation	1,122	0	0	217	0	185	240	0	240	240	0	0		0	0	
7	Dennis	Wiese		974	302	0	0	172	161	161	178	0	0	0	0		0	0	
8	John	Emanuel		947	0	0	172	0	202	178	202	0	193	0	0		0	0	
9	Parrish	Matthews		759	286	0	0	161	0	151	161	0	0	0	0		0	0	
10	Scott	Richardson	Clemmons Bicycle Racing	720	480	240	0	0	0	0	0	0	0	0	0		0	0	
11	Tommy	Wilson	Team Mack Racing Assoc. LTD	521	0	0	185	193	0	143	0	0	0	0	0		0	0	
12	Jeff	Jordan	RCS Grading Cycling	500	0	0	156	0	0	0	172	172	0	0	0		0	0	
13	Kevin	Webster	KW Cycleworks	488	0	0	0	166	156	0	166	0	0	0	0		0	0	
14	Stephen	Pusser	12th State Cycling Club	465	332	0	1	0	0	132	0	0	0	0	0		0	0	
15	Robert	Wick	Slippery Sasquatch Birdsong Brewing	457	0	0	0	240	0	217	0	0	0	0	0		0	0	
16	Brian	Hemstreet		450	294	0	0	0	0	156	0	0	0	0	0		0	0	
17	Stephen	Erickson		434	434	0	0	0	0	0	0	0	0	0	0		0	0	
18	Christopher	Burk	Quattro Assi Bikes	421	270	0	0	0	151	0	0	0	0	0	0		0	0	
19	Eric	Sauer	Ken's Bike Shop	356	356	0	0	0	0	0	0	0	0	0	0		0	0	
20	Edmund	Hipp		351	0	185	0	0	0	166	0	0	0	0	0		0	0	
21	James	Dias	Terra Cycling Collective	322	0	0	0	0	0	0	156	166	0	0	0		0	0	
22	Olivier	Arondeau	12 th state cycling Team trek raleigh holly park	312	312	0	0	0	0	0	0	0	0	0	0		0	0	
23	Paul	Stefanovics	SupraBars.com	308	0	0	161	0	0	147	0	0	0	0	0		0	0	
24	Jamie	Kovalaske	12th State Cycling	278	278	0	0	0	0	0	0	0	0	0	0		0	0	
25	Nathan	Elliott	Henderson Hellbenders	240	0	0	240	0	0	0	0	0	0	0	0		0	0	
26	Eric	Welp		185	0	0	0	0	0	0	0	0	185	0	0		0	0	
27	Bill	Snyder		185	0	0	0	0	0	0	0	185	0	0	0		0	0	
28	Olivier	Arondeau	12 th state cycling Team trek raleigh holly park	178	0	178	0	0	0	0	0	0	0	0	0		0	0	
29	Christian	Ambjorn	Team Hungry*	172	0	0	0	0	172	0	0	0	0	0	0		0	0	
30	Jason	Seago	Team Spoke Cycles p/b Eatmon Law Firm	172	0	172	0	0	0	0	0	0	0	0	0		0	0	
31	Jeffrey	Brown	CARDINAL BIKES	139	0	0	0	0	0	139	0	0	0	0	0		0	0	

Results as of 11/22/2026

Questions or comments about series results reach out to Jim - contact@MountainEvents.us





Mountain Events
Your Event Registration Specialists
www.mountainevents.us

2026 NCCX Series Results

Masters Men 60+CX1-2-3-4-Novice

Place	First Name	Last Name	Team Name	Total	Race 1	Race 2	Race 3	Race 4	Race 5	Race 6	Race 7	Race 8	Race 9	Race 10	Race 11	Race 12	Dropped3	Dropped 2	Dropped1
1	Curtis	Southern	National Capital Velo Club	2,308	480	240	240	217	217	240	240	217	217	217	217		-217	-217	
2	David	Gerrer	North Carolina Cyclocross - NCCX	2,179	434	202	217	240	240	217	217	240	172	161	172		-161	-172	
3	Michael	Scholtz	Downtown Asheville Racing Club (DARC)	2,000	404	217	202	202	202	193	0	0	185	193	202		0	0	
4	Robert	Mobley	Well Rabbit	1,765	322	172	172	178	185	172	193	193	178	122	156		-122	-156	
5	Boyd	Safrit	Legion Cyclocross p/b Bike Source	1,749	356	0	185	172	178	161	185	185	166	124	161		0	-124	
6	Stephen	Crouch	Unattached	1,648	344	166	166	166	172	151	166	161	156	147	151		-147	-151	
7	Robert	Williams	12th State Cycling Club	1,621	312	178	0	161	166	143	172	172	161	156	0		0	0	
8	Ken	Albrecht	Carolina Pedal Works	1,561	302	0	161	156	161	156	161	166	151	143	147		0	-143	
9	Jim	Mead	Carolina Masters	1,672	370	193	193	185	0	185	0	0	202	178	166		0	0	
10	Lonnie	Brooks	North Carolina Cyclo-Cross / NCCX	1,440	270	156	156	147	151	139	135	151	135	132	0		0	-132	
11	Tom	Perkins	Evolution Racing	1,378	286	0	151	139	143	126	126	135	129	126	143		0	-126	
12	Chris	St Peter		1,307	386	185	178	193	193	0	0	0	0	172	0		0	0	
13	Scott	Herzog		1,291	264	161	143	0	156	132	147	156	132	0	0		0	0	
14	Tom	Rogers	Hickory Velo p/b CPW	1,243	278	0	147	151	0	122	143	143	139	120	0		0	0	
15	Troy	Tucker	CrossTown Velo	1,150	0	0	0	0	0	202	202	202	193	166	185		0	0	
16	kevin	freeman	Great Pisgah Cattle Company	825	0	0	0	143	147	135	132	139	0	129	0		0	0	
17	Greg	Robitaille	Triangle Velo	774	332	0	0	0	0	147	156	0	0	139	0		0	0	
18	Jeff	Montgomerie	Slippery Sasquatch Birdsong Brewing	705	294	0	0	0	0	129	139	0	143	0	0		0	0	
19	Jim	Casper	TSS Remnant	652	0	0	139	0	139	124	124	0	126	0	0		0	0	
20	Evan	Myers	HammerCross	519	258	0	0	132	0	0	129	0	0	0	0		0	0	
21	Steven	Andreaus	Constellation Cycling = C2	387	252	0	135	0	0	0	0	0	0	0	0		0	0	
22	Roger	Payne	Liberty Bicycles Cycling Team	356	0	0	0	0	0	0	178	178	0	0	0		0	0	
23	Frank	Jennings	Spin arts American lung	507	0	0	0	0	0	178	0	0	0	151	178		0	0	
24	William	Macy	Cyclepath	286	0	0	0	135	0	0	151	0	0	0	0		0	0	
25	John	Hatchitt	Davis Phinney Foundation Masters Cycling	240	0	0	0	0	0	0	0	0	0	240	0		0	0	
26	Dermot	Carroll	Davis Phinney Foundation Masters Cycling	240	0	0	0	0	0	0	0	0	240	0	0		0	0	
27	Greg	Clark	Caledon Hills Armada	442	0	0	0	0	0	0	0	0	0	202	240		0	0	
28	Timothy	Beirne	Schellers Racing Team	378	0	0	0	0	0	0	0	0	0	185	193		0	0	
29	Todd	Davis	Team Boulevard Brewing Co.	166	0	0	0	0	0	166	0	0	0	0	0		0	0	
30	Neil	Ashton	Tri-Cities Road Club	147	0	0	0	0	0	0	0	147	0	0	0		0	0	
31	Gary	Golding	Cycleworks	147	0	0	0	0	0	0	0	0	147	0	0		0	0	

Results as of 11/22/2026

Questions or comments about series results reach out to Jim - contact@MountainEvents.us





Mountain Events
Your Event Registration Specialists
www.mountainevents.us

2026 NCCX Series Results

Masters Men 60+CX1-2-3-4-Novice

Place	First Name	Last Name	Team Name	Total	Race 1	Race 2	Race 3	Race 4	Race 5	Race 6	Race 7	Race 8	Race 9	Race 10	Race 11	Race 12	Dropped3	Dropped 2	Dropped1
32	Walter	Pofahl	Dirt Camp Racing	135	0	0	0	0	0	0	0	0	0	135	0		0	0	
33	Todd	Hunter	HunterFits/Wenzel Coaching	-	0	0	0	0	0	0	0	0	0	0	0		0	0	
34	Paul	Paisant	Cycleworks Bike Shop	-	0	0	0	0	0	0	0	0	0	0	0		0	0	

Results as of 11/22/2026

Questions or comments about series results reach out to Jim - contact@MountainEvents.us







2026 NCCX Series Results

Masters Men 70+CX1-2-3-4-Novice

Place	First Name	Last Name	Team Name	Total	Race 1	Race 2	Race 3	Race 4	Race 5	Race 6	Race 7	Race 8	Race 9	Race 10	Race 11	Race 12	Dropped3	Dropped 2	Dropped1
1	Derek	Bateson	Cycleworks	2,139	434	217	0	217	217	217	193	202	240	193	202		0	-193	
2	Earl	Anderson	Sick Dyno	1,951	386	202	202	0	202	202	185	185	202	178	185		0	-178	
3	Chuck	Gillis	Constellation Cycling	1,898	404	240	217	0	0	240	202	193	217	185	0		0	0	
4	Wayne	Gorry	Hammer Nutrition	1,680	0	0	240	240	240	0	240	240	0	240	240		0	0	
5	Alan	Lesage	Velo Valets	829	0	0	0	0	0	0	217	217	0	202	193		0	0	
6	Barney	Baxter	Revolution Cycling	480	480	0	0	0	0	0	0	0	0	0	0		0	0	
7	Ron	Kubala	Team Lake Effect	434	0	0	0	0	0	0	0	0	0	217	217		0	0	
8	andrew	ammon	cyclepath	202	0	0	0	202	0	0	0	0	0	0	0		0	0	
9	Russ	Hoefer	Rock Hill Bicycle Club	193	0	0	0	193	0	0	0	0	0	0	0		0	0	
10	Steven	Baker	Revolution Cycle Sports Lonerider Brewing	185	0	0	0	185	0	0	0	0	0	0	0		0	0	

Results as of 11/22/2026

Questions or comments about series results reach out to Jim - contact@MountainEvents.us





Mountain Events
Your Event Registration Specialists
www.mountainevents.us

2026 NCCX Series Results

Masters Men 40+50+ CX1-CX2-CX3

Place	First Name	Last Name	Team Name	Total	Race 1	Race 2	Race 3	Race 4	Race 5	Race 6	Race 7	Race 8	Race 9	Race 10	Race 11	Race 12	Dropped3	Dropped 2	Dropped1	Age Bracket
1	Robert	Marion	Cycleworks	2,099	480	240	0	240	240	240	0	0	202	240	217		0	0		40+
2	Thomas	Savage	Cycleworks	1,797	404	202	0	193	193	193	0	0	217	193	202		0	0		40+
3	Austin	Walker	Liberty Bicycles	1,790	434	0	240	217	202	217	0	0	0	240	240		0	0		50+
4	Michael	Tennyson	Velocious Sport	1,580	294	193	0	0	0	156	202	217	172	185	161		0	0		50+
5	Jonathan	Dempsey	Velocious Sport	1,533	356	0	172	172	156	161	0	0	178	172	166		0	0		40+
6	Andrew	Alonis	Tempo Cyclisme	1,507	240	172	0	151	147	135	178	185	0	143	156		0	0		40+
7	Jim	Molnar	Hammercross	1,445	270	166	143	0	132	132	161	178	143	120	0		0	0		50+
8	Scott	Frederick	Cycleworks	1,435	0	0	202	202	185	172	0	0	240	217	217		0	0		50+
9	Timothy	Hopkin	North Carolina Cyclo-Cross / NCCX	1,385	252	156	126	132	120	124	151	166	139	118	139		-118	-120		50+
10	Ben	Barnard	Revolution Cycles, NC	1,366	236	0	166	0	166	139	185	202	166	106	0		0	0		40+
11	Todd	Davis	Team Boulevard Brewing Co.	1,338	258	161	0	135	118	120	147	156	0	114	129		0	0		50+
12	Joseph	Grimes	Stoker's Studio	1,333	286	0	147	129	135	0	166	172	0	147	151		0	0		40+
13	Robb	Peterson	Cycleworks	1,313	0	0	156	161	151	147	193	193	156	156	0		0	0		50+
14	Frank	Deal	Cardinal Bicycle	1,301	386	0	0	185	0	178	0	0	193	166	193		0	0		40+
15	RJ	Bast	DARC - Downtown Asheville Racing Club	1,130	344	0	185	156	1	116	0	0	0	172	156		0	0		50+
16	James	Pearl	HopFly Racing	1,098	370	185	193	178	172	0	0	0	0	0	0		0	0		40+
17	Mansour	Benkreira	Slippery Sasquatch Birdsong Brewing	1,097	264	0	139	0	122	126	172	0	135	139	0		0	0		40+
18	Ophir	Sefiha	Crosstown Velo	1,042	0	0	217	0	217	202	0	240	0	166	0		0	0		50+
19	Joey	Cross	Slippery Sasquatch Birdsong Brewing	970	0	0	151	143	126	129	156	161	0	104	0		0	0		50+
20	Russell	Lacy	Durham Cycles	881	302	0	0	0	129	0	143	0	151	156	0		0	0		40+
21	Eric	Ernst	Youngblood Bicycles p/b Innovex Renovations	836	332	178	178	147	1	0	0	0	0	0	0		0	0		40+
22	Scott	Richardson	Clemmons Bicycle Racing	815	0	0	135	139	139	0	0	0	147	129	126		0	0		50+
23	Aaron	Widman		781	0	0	0	0	0	0	240	0	185	178	178		0	0		40+
24	Alan	Wages	Slippery Sasquatch Birdsong Brewing	778	0	0	161	166	161	151	0	0	0	139	0		0	0		50+
25	Michael	Sweat		755	0	0	0	0	143	143	0	0	161	161	147		0	0		40+
26	Owen	Nielsen	The Black Bibs	705	322	0	0	0	0	166	217	0	0	0	0		0	0		40+
27	Phillip	McCarthy	Hup United	650	244	0	129	126	0	0	0	151	0	0	0		0	0		50+
28	Garnet	Vertican	Foothills Cycling/ ToteandKari.com	606	312	0	0	0	0	0	0	0	0	151	143		0	0		50+
29	Nathan	Sibly	NOMAD Cycling Services	580	0	0	0	0	0	185	0	0	0	193	202		0	0		50+
30	Brian	Staby	CX Nation	554	0	0	132	0	124	0	0	0	0	132	166		0	0		50+
31	Nick	Van Winkle	The Paceline Project	457	0	0	0	0	0	0	0	0	0	217	240		0	0		40+
32	Keith	Handlon	FS Series p/b Inside-Out Sports	395	0	217	0	0	178	0	0	0	0	0	0		0	0		40+

Results as of 11/22/2026

Questions or comments about series results reach out to Jim - contact@MountainEvents.us







2026 NCCX Series Results

Masters Men 40+50+ CX1-CX2-CX3

Place	First Name	Last Name	Team Name	Total	Race 1	Race 2	Race 3	Race 4	Race 5	Race 6	Race 7	Race 8	Race 9	Race 10	Race 11	Race 12	Dropped3	Dropped 2	Dropped1	Age Bracket
33	Hank	Beaver	The Paceline Project	387	0	0	0	0	0	0	0	0	0	202	185		0	0		40+
34	Samuel	Morse	Corner Cycle/FinKraft	380	0	0	0	0	0	0	0	0	0	202	178		0	0		50+
35	Mark	Zhu	12th State Cycling p/b Trophy Brewing	372	248	0	124	0	0	0	0	0	0	0	0		0	0		40+
36	Paul	Carter	Scheller's Racing Team	363	0	0	0	0	0	0	0	0	0	178	185		0	0		50+
37	Garey	Gomez	The Paceline Project	357	0	0	0	0	0	0	0	0	0	185	172		0	0		40+
38	Nathan	Elliott	Henderson Hellbenders	340	0	0	0	0	0	0	0	0	0	147	193		0	0		50+
39	Nico	Muschiol	Legion Brewing / BikeSource	312	0	0	0	0	0	0	0	0	0	151	161		0	0		40+
40	Peter	Mathern	Crosstown Velo	294	0	0	0	0	0	0	0	0	0	143	151		0	0		50+
41	Jason	Biggs	FS Series p/b Inside-Out Sports	284	0	0	0	0	0	0	0	0	0	112	172		0	0		50+
42	Charles	Parmain	American Flyers	278	278	0	0	0	0	0	0	0	0	0	0		0	0		50+
43	Matt	Westmoreland	Cycleworks	274	0	0	0	0	0	0	0	0	0	135	139		0	0		40+
44	Darby	Jurls	Velocious Sport	273	0	0	0	0	0	0	0	0	0	126	147		0	0		50+
45	Albert	Rosales	HopFly Cyclocross	269	0	0	0	0	0	0	0	0	0	126	143		0	0		40+
46	Marcos	Bullock	Youngblood Bicycles p/b Innovex Renovations	259	0	0	0	0	0	0	0	0	0	124	135		0	0		40+
47	Brian	Smith	Legion Brewing CX	248	0	0	0	0	0	0	0	0	0	116	132		0	0		50+
48	Jim	Otto	HammerCross	245	0	0	0	0	0	0	0	0	0	110	135		0	0		50+
49	Bo	Sherman	11eleven Cycling	161	0	0	0	0	0	0	0	0	0	161	0		0	0		50+
50	Vince	Urichich		135	0	0	0	0	0	0	0	0	0	135	0		0	0		50+
51	Brock	Helms	Apia chips	132	0	0	0	0	0	0	0	0	0	132	0		0	0		40+
52	Richard	Brandon	HammerCross	129	0	0	0	0	0	0	0	0	0	129	0		0	0		40+
53	Stephen	Erickson		124	0	0	0	0	0	0	0	0	0	124	0		0	0		50+
54	Eric	Welp		124	0	0	0	0	0	0	0	0	0	0	124		0	0		50+
55	Ken	Bell	Rocktown Bicycles	122	0	0	0	0	0	122	0	0	0	0	0		0	0		50+
56	Antonio	Donabo	Cycleworks	122	0	0	0	0	0	0	0	0	0	122	0		0	0		50+
57	Bill	Snyder		122	0	0	0	0	0	0	0	0	0	0	122		0	0		50+
58	Nicholas	Survoy	Oak City Cycling Team	118	0	0	0	0	0	118	0	0	0	0	0		0	0		40+
59	Dennis	Wiese		108	0	0	0	0	0	0	0	0	0	108	0		0	0		50+
60	Trevor	Hughes	Bespoke Cyclery	-	0	0	0	0	0	0	0	0	0	0	0		0	0		40+

Results as of 11/22/2026

Questions or comments about series results reach out to Jim - contact@MountainEvents.us







2026 NCCX Series Results

Masters Men 40+ CX1-CX2-CX3

Place	First Name	Last Name	Team Name	Total	Race 1	Race 2	Race 3	Race 4	Race 5	Race 6	Race 7	Race 8	Race 9	Race 10	Race 11	Race 12	Dropped3	Dropped 2	Dropped1
1	Robert	Marion	Cycleworks	2,099	480	240	0	240	240	240	0	0	202	240	217		0	0	
2	Thomas	Savage	Cycleworks	1,797	404	202	0	193	193	193	0	0	217	193	202		0	0	
3	Jonathan	Dempsey	Velocious Sport	1,533	356	0	172	172	156	161	0	0	178	172	166		0	0	
4	Andrew	Alonis	Tempo Cyclisme	1,507	240	172	0	151	147	135	178	185	0	143	156		0	0	
5	Ben	Barnard	Revolution Cycles, NC	1,366	236	0	166	0	166	139	185	202	166	106	0		0	0	
6	Joseph	Grimes	Stoker's Studio	1,333	286	0	147	129	135	0	166	172	0	147	151		0	0	
7	Frank	Deal	Cardinal Bicycle	1,301	386	0	0	185	0	178	0	0	193	166	193		0	0	
8	James	Pearl	HopFly Racing	1,098	370	185	193	178	172	0	0	0	0	0	0		0	0	
9	Mansour	Benkreira	Slippery Sasquatch Birdsong Brewing	1,097	264	0	139	0	122	126	172	0	135	139	0		0	0	
10	Russell	Lacy	Durham Cycles	881	302	0	0	0	129	0	143	0	151	156	0		0	0	
11	Eric	Ernst	Youngblood Bicycles p/b Innovex Renovations	836	332	178	178	147	1	0	0	0	0	0	0		0	0	
12	Aaron	Widman		781	0	0	0	0	0	0	240	0	185	178	178		0	0	
13	Michael	Sweat		755	0	0	0	0	143	143	0	0	161	161	147		0	0	
14	Owen	Nielsen	The Black Bibs	705	322	0	0	0	0	166	217	0	0	0	0		0	0	
15	Nick	Van Winkle	The Paceline Project	457	0	0	0	0	0	0	0	0	0	217	240		0	0	
16	Keith	Handlon	FS Series p/b Inside-Out Sports	395	0	217	0	0	178	0	0	0	0	0	0		0	0	
17	Hank	Beaver	The Paceline Project	387	0	0	0	0	0	0	0	0	0	202	185		0	0	
18	Mark	Zhu	12th State Cycling p/b Trophy Brewing	372	248	0	124	0	0	0	0	0	0	0	0		0	0	
19	Garey	Gomez	The Paceline Project	357	0	0	0	0	0	0	0	0	0	185	172		0	0	
20	Nico	Muschiol	Legion Brewing / BikeSource	312	0	0	0	0	0	0	0	0	0	151	161		0	0	
21	Matt	Westmoreland	Cycleworks	274	0	0	0	0	0	0	0	0	0	135	139		0	0	
22	Albert	Rosales	HopFly Cyclocross	269	0	0	0	0	0	0	0	0	0	126	143		0	0	
23	Marcos	Bullock	Youngblood Bicycles p/b Innovex Renovations	259	0	0	0	0	0	0	0	0	0	124	135		0	0	
24	Brock	Helms	Apia chips	132	0	0	0	0	0	0	0	0	0	132	0		0	0	
25	Richard	Brandon	HammerCross	129	0	0	0	0	0	0	0	0	0	129	0		0	0	
26	Nicholas	Survoy	Oak City Cycling Team	118	0	0	0	0	0	118	0	0	0	0	0		0	0	
27	Trevor	Hughes	Bespoke Cyclery	-	0	0	0	0	0	0	0	0	0	0	0		0	0	

Results as of 11/22/2026

Questions or comments about series results reach out to Jim - contact@MountainEvents.us







2026 NCCX Series Results

Masters Men 50+ CX1-CX2-CX3

Place	First Name	Last Name	Team Name	Total	Race 1	Race 2	Race 3	Race 4	Race 5	Race 6	Race 7	Race 8	Race 9	Race 10	Race 11	Race 12	Dropped3	Dropped 2	Dropped1
1	Austin	Walker	Liberty Bicycles	1,790	434	0	240	217	202	217	0	0	0	240	240		0	0	
2	Michael	Tennyson	Velocious Sport	1,580	294	193	0	0	0	156	202	217	172	185	161		0	0	
3	Jim	Molnar	Hammercross	1,445	270	166	143	0	132	132	161	178	143	120	0		0	0	
4	Scott	Frederick	Cycleworks	1,435	0	0	202	202	185	172	0	0	240	217	217		0	0	
5	Timothy	Hopkin	North Carolina Cyclo-Cross / NCCX	1,385	252	156	126	132	120	124	151	166	139	118	139		-118	-120	
6	Todd	Davis	Team Boulevard Brewing Co.	1,338	258	161	0	135	118	120	147	156	0	114	129		0	0	
7	Robb	Peterson	Cycleworks	1,313	0	0	156	161	151	147	193	193	156	156	0		0	0	
8	RJ	Bast	DARC - Downtown Asheville Racing Club	1,130	344	0	185	156	1	116	0	0	0	172	156		0	0	
9	Ophir	Sefiha	Crosstown Velo	1,042	0	0	217	0	217	202	0	240	0	166	0		0	0	
10	Joey	Cross	Slippery Sasquatch Birdsong Brewing	970	0	0	151	143	126	129	156	161	0	104	0		0	0	
11	Scott	Richardson	Clemmons Bicycle Racing	815	0	0	135	139	139	0	0	0	147	129	126		0	0	
12	Alan	Wages	Slippery Sasquatch Birdsong Brewing	778	0	0	161	166	161	151	0	0	0	139	0		0	0	
13	Phillip	McCarthy	Hup United	650	244	0	129	126	0	0	0	151	0	0	0		0	0	
14	Garnet	Vertican	Foothills Cycling/ ToteandKari.com	606	312	0	0	0	0	0	0	0	0	151	143		0	0	
15	Nathan	Sibly	NOMAD Cycling Services	580	0	0	0	0	0	185	0	0	0	193	202		0	0	
16	Brian	Staby	CX Nation	554	0	0	132	0	124	0	0	0	0	132	166		0	0	
17	Samuel	Morse	Corner Cycle/FinKraft	380	0	0	0	0	0	0	0	0	0	202	178		0	0	
18	Paul	Carter	Scheller's Racing Team	363	0	0	0	0	0	0	0	0	0	178	185		0	0	
19	Nathan	Elliott	Henderson Hellbenders	340	0	0	0	0	0	0	0	0	0	147	193		0	0	
20	Peter	Mathern	Crosstown Velo	294	0	0	0	0	0	0	0	0	0	143	151		0	0	
21	Jason	Biggs	FS Series p/b Inside-Out Sports	284	0	0	0	0	0	0	0	0	0	112	172		0	0	
22	Charles	Parmain	American Flyers	278	278	0	0	0	0	0	0	0	0	0	0		0	0	
23	Darby	Jurls	Velocious Sport	273	0	0	0	0	0	0	0	0	0	126	147		0	0	
24	Brian	Smith	Legion Brewing CX	248	0	0	0	0	0	0	0	0	0	116	132		0	0	
25	Jim	Otto	HammerCross	245	0	0	0	0	0	0	0	0	0	110	135		0	0	
26	Bo	Sherman	11eleven Cycling	161	0	0	0	0	0	0	0	0	0	161	0		0	0	
27	Vince	Urichich		135	0	0	0	0	0	0	0	0	0	135	0		0	0	
28	Stephen	Erickson		124	0	0	0	0	0	0	0	0	0	124	0		0	0	
29	Eric	Welp		124	0	0	0	0	0	0	0	0	0	0	124		0	0	
30	Ken	Bell	Rocktown Bicycles	122	0	0	0	0	0	122	0	0	0	0	0		0	0	
31	Antonio	Donabo	Cycleworks	122	0	0	0	0	0	0	0	0	0	122	0		0	0	

Results as of 11/22/2026

Questions or comments about series results reach out to Jim - contact@MountainEvents.us





Mountain Events
Your Event Registration Specialists
www.mountainevents.us

2026 NCCX Series Results
Masters Men 50+ CX1-CX2-CX3

Place	First Name	Last Name	Team Name	Total	Race 1	Race 2	Race 3	Race 4	Race 5	Race 6	Race 7	Race 8	Race 9	Race 10	Race 11	Race 12	Dropped3	Dropped 2	Dropped1
32	Bill	Snyder		122	0	0	0	0	0	0	0	0	0	0	122		0	0	
33	Dennis	Wiese		108	0	0	0	0	0	0	0	0	0	108	0		0	0	

Results as of 11/22/2026

Questions or comments about series results reach out to Jim - contact@MountainEvents.us





Mountain Events
Your Event Registration Specialists
www.mountainevents.us

2026 NCCX Series Results

Single Speed

Place	First Name	Last Name	Team Name	Total	Race 1	Race 2	Race 3	Race 4	Race 5	Race 6	Race 7	Race 8	Race 9	Race 10	Race 11	Race 12	Dropped3	Dropped 2	Dropped1
1	Jon	Hamblen	Velocious Sport	2,137	480	0	240	240	240	240	0	0	240	217	240		0	0	
2	Nicholas	Barlow	the SPOKE EASY	1,876	386	0	178	185	185	185	217	202	0	166	172		0	0	
3	Jacob	Bernas	Velocious Sport	1,867	356	240	172	178	178	172	193	185	193	161	161		-161	-161	
4	Gustaf	Hamblen	Velocious Sport	1,845	404	0	202	217	217	193	0	0	217	193	202		0	0	
5	Stephen	Huddle	Hopfly Cyclocross	1,736	344	217	161	172	172	151	185	0	178	143	156		0	-143	
6	Chase	Prezioso	Legion Brewing / BikeSource	1,638	370	0	185	193	193	178	202	0	0	151	166		0	0	
7	Ann	Sumner	Bespoke Cyclery	1,454	278	178	126	147	143	124	151	156	151	124	0		0	-124	
8	William	Thompson		1,444	312	0	0	166	166	147	178	0	185	139	151		0	0	
9	Caleb	Krueger		1,441	286	193	0	156	151	139	166	178	172	0	0		0	0	
10	Spencer	Johnston	Velocious Sport	1,272	434	0	217	0	202	217	0	0	202	0	0		0	0	
11	Albert	Rosales	HopFly Cyclocross	1,109	302	202	151	161	161	0	0	0	0	132	0		0	0	
12	Kelley	Montoya	Partypace	1,059	0	0	132	151	156	0	156	172	166	126	0		0	0	
13	Ben	Hill	Tempo Cyclisme	1,007	0	0	193	0	0	0	240	217	0	172	185		0	0	
14	Thomas	Gibson	Liberty Bicycles Racing Team	822	0	0	0	202	0	202	0	240	0	178	0		0	0	
15	Earl	Anderson	Sick Dyno	785	0	185	1	0	147	135	0	161	156	0	0		0	0	
16	Nicholas	Survoy	Oak City Cycling Team	515	322	0	0	0	0	0	0	193	0	0	0		0	0	
17	Nathan	Mullins	12th State Cycling	488	332	0	156	0	0	0	0	0	0	0	0		0	0	
18	Jeff	Jordan	RCS Grading Cycling	470	0	0	143	0	0	0	161	166	0	0	0		0	0	
19	Will	Oakley		437	294	0	0	0	0	143	0	0	0	0	0		0	0	
20	Peter	Swinand	GVL PayPhones & YellowPages Racing	419	0	0	0	0	0	0	0	0	0	202	217		0	0	
21	Bradford	Perley		378	0	0	0	0	0	0	0	0	0	185	193		0	0	
22	Kyle	Boggess	Oak City Cycling Team	333	0	0	0	0	0	161	172	0	0	0	0		0	0	
23	Carson	Beckett	Dirt Camp Racing	240	0	0	0	0	0	0	0	0	0	240	0		0	0	
24	Leyla	Herrera	Wake Forest University	178	0	0	0	0	0	0	0	0	0	0	178		0	0	
25	Hannah	Gibson	Liberty Bicycles Femmes	166	0	0	0	0	0	166	0	0	0	0	0		0	0	
26	Joe	Otto	HammerCross	166	0	0	166	0	0	0	0	0	0	0	0		0	0	
27	Jay	Capers		161	0	0	0	0	0	0	0	0	161	0	0		0	0	
28	Samuel	McGee	BlueLine	156	0	0	0	0	0	0	0	0	0	156	0		0	0	
29	Jackson	LaChapelle	University of Central Florida	156	0	0	0	0	0	156	0	0	0	0	0		0	0	
30	Abby	Walker	Liberty Bicycles Femmes	147	0	0	147	0	0	0	0	0	0	0	0		0	0	
31	Marjie	Bemis	Marian University	147	0	0	0	0	0	0	0	0	0	147	0		0	0	

Results as of 11/22/2026

Questions or comments about series results reach out to Jim - contact@MountainEvents.us





Mountain Events
Your Event Registration Specialists
www.mountainevents.us

2026 NCCX Series Results

Single Speed

Place	First Name	Last Name	Team Name	Total	Race 1	Race 2	Race 3	Race 4	Race 5	Race 6	Race 7	Race 8	Race 9	Race 10	Race 11	Race 12	Dropped3	Dropped 2	Dropped1
32	Jim	Otto	HammerCross	139	0	0	139	0	0	0	0	0	0	0	0		0	0	
33	Michael	Lesmerises	Party Pace	135	0	0	0	0	0	0	0	0	0	135	0		0	0	
34	Ali	Otto	HammerCross	135	0	0	135	0	0	0	0	0	0	0	0		0	0	
35	Charles	von isenburg	Mock Orange Bikes	132	0	0	0	0	0	132	0	0	0	0	0		0	0	
36	Ryder	Molnar	Hammercross	129	0	0	0	0	0	0	0	0	0	129	0		0	0	
37	Meggan	Goodpasture	Mock Orange Bikes	129	0	0	0	0	0	129	0	0	0	0	0		0	0	
38	caleb	jonas	Hopfly Cross & Brew	129	0	0	129	0	0	0	0	0	0	0	0		0	0	
39	Edward	Weeks		128	2	0	0	0	0	126	0	0	0	0	0		0	0	
40	Kinzer	Hewitt	Loose Nuts Cycles	1	0	0	0	0	0	0	0	0	0	0	1		0	0	
41	Jack	Kosma	Flowers / Smokey Park Suffer Club	1	0	0	0	0	0	0	0	0	0	0	1		0	0	
42	Sam	Garver	Palmetto Cyclist Collective	-	0	0	0	0	0	0	0	0	0	0	0		0	0	

Results as of 11/22/2026

Questions or comments about series results reach out to Jim - contact@MountainEvents.us







2026 NCCX Series Results

Masters Men 40+ CX-3-4-Novice

Place	First Name	Last Name	Team Name	Total	Race 1	Race 2	Race 3	Race 4	Race 5	Race 6	Race 7	Race 8	Race 9	Race 10	Race 11	Race 12	Dropped3	Dropped 2	Dropped1
1	Marcos	Bullock	Youngblood Bicycles p/b Innovex Renovations	1,470	370	240	166	172	172	0	0	172	178	0	0		0	0	
2	Nico	Muschiol	Legion Brewing / BikeSource	1,440	480	0	240	240	240	240	0	0	0	0	0		0	0	
3	Matt	Westmoreland	Cycleworks	1,334	0	0	193	202	193	151	217	193	185	0	0		0	0	
4	Michael	Garzon	Kyle Black & Associates	1,312	404	0	0	178	178	172	202	178	0	0	0		0	0	
5	Eric	O'Connell	Foothills Cycling	1,216	0	0	147	217	217	202	193	240	0	0	0		0	0	
6	Jim	Otto	HammerCross	1,002	434	217	0	0	185	166	0	0	0	0	0		0	0	
7	Albert	Rosales	HopFly Cyclocross	796	0	0	0	0	0	161	240	202	193	0	0		0	0	
8	Kelvin	Ma	Pedal Power Training Solutions	748	0	0	185	193	0	185	0	185	0	0	0		0	0	
9	Richard	Brandon	HammerCross	720	386	0	178	0	0	156	0	0	0	0	0		0	0	
10	Matthew	Lester	Unattached.....	636	0	0	202	0	0	0	0	217	217	0	0		0	0	
11	Chris	Stanchfield	Soall Viet Kitchen	559	0	0	172	185	202	0	0	0	0	0	0		0	0	
12	Sam	Hutchens	Boone Bike	434	0	0	217	0	0	217	0	0	0	0	0		0	0	
13	Tommy	Wilson	Team Mack Racing Assoc. LTD	327	0	0	161	166	0	0	0	0	0	0	0		0	0	
14	Tanya	Harris	Velocious Sport	327	0	0	0	0	161	0	0	166	0	0	0		0	0	
15	Rahi	Kamfar	Youngblood Bicycles	317	0	0	156	161	0	0	0	0	0	0	0		0	0	
16	Nathan	Smith	Cycleworks	240	0	0	0	0	0	0	0	0	240	0	0		0	0	
17	Lou	Karwoski		202	0	202	0	0	0	0	0	0	0	0	0		0	0	
18	Jake	Bryant		202	0	0	0	0	0	0	0	0	202	0	0		0	0	
19	Brian	Wong	Project Ridgeway	193	0	0	0	0	0	193	0	0	0	0	0		0	0	
20	Chris	Stanchfield	Soall Viet Kitchen	178	0	0	0	0	0	178	0	0	0	0	0		0	0	
21	Adam	Riddle	Velocious Sport	166	0	0	0	0	166	0	0	0	0	0	0		0	0	
22	Jason	Jackson	12th State Cycling Team p/b Trek Holly Park	151	0	0	151	0	0	0	0	0	0	0	0		0	0	

Results as of 11/22/2026

Questions or comments about series results reach out to Jim - contact@MountainEvents.us







2026 NCCX Series Results

Men Cat 4

Place	First Name	Last Name	Team Name	Total	Race 1	Race 2	Race 3	Race 4	Race 5	Race 6	Race 7	Race 8	Race 9	Race 10	Race 11	Race 12	Dropped3	Dropped 2	Dropped1
1	Ryder	Molnar	Hammercross	1,266	312	0	172	0	178	0	202	217	185	0	0		0	0	
2	Linden	Frederick	Velocious Sport	1,177	480	240	0	0	240	217	0	0	0	0	0		0	0	
3	Ben	Hardie		1,152	370	185	178	217	202	0	0	0	0	0	0		0	0	
4	Aiden	Linehan	Team Perfect Storm Cycling	923	344	193	193	193	0	0	0	0	0	0	0		0	0	
5	Dean	Pusser	Velocious Sport	892	434	0	217	0	0	1	0	0	240	0	0		0	0	
6	Ben	Allen	Newtype Cycling	796	386	0	0	0	217	193	0	0	0	0	0		0	0	
7	Nino	O'Connell	Foothills Cycling	741	0	0	0	0	185	178	185	0	193	0	0		0	0	
8	Jared	Pelegrin	Team Perfect Storm Cycling	660	322	172	0	0	0	166	0	0	0	0	0		0	0	
9	Calvin	Hathcock	Newtype Cycling	635	0	0	202	0	0	0	240	193	0	0	0		0	0	
10	Alex	Garand		610	0	0	185	240	0	0	0	0	0	185	0		0	0	
11	Jakob	Motta		606	404	202	0	0	0	0	0	0	0	0	0		0	0	
12	Alexander	Casper	TSS Remnant	573	356	217	0	0	0	0	0	0	0	0	0		0	0	
13	Bryan	Lackey	Carolina Pedal Works	536	0	0	0	178	0	156	0	202	0	0	0		0	0	
14	Matt	Westmoreland	Cycleworks	498	332	166	0	0	0	0	0	0	0	0	0		0	0	
15	Matthew	Mauhar		442	0	0	0	0	0	0	0	240	0	202	0		0	0	
16	Joseph	Marchy		433	0	0	0	0	0	0	0	0	0	193	240		0	0	
17	Henry	Philpott	HRP Sports	404	0	0	0	202	0	202	0	0	0	0	0		0	0	
18	Jackson	Daughtry	Nomad Cycling Services	395	0	0	0	0	0	0	0	0	0	178	217		0	0	
19	Annan	Frederick	Velocious Sport	395	0	0	0	0	193	0	0	0	202	0	0		0	0	
20	John	Allen		350	0	0	0	0	0	0	0	0	178	172	0		0	0	
21	Caleb	Krueger		328	0	156	0	172	0	0	0	0	0	0	0		0	0	
22	Amador	Rubio	Cycleworks	302	302	0	0	0	0	0	0	0	0	0	0		0	0	
23	Michael	Mauhar	Sexy Action School News Team	240	0	0	0	0	0	0	0	0	0	240	0		0	0	
24	Charlie	Bowman	Lees-McRae College	240	0	0	240	0	0	0	0	0	0	0	0		0	0	
25	Everett	Radock	Roanoke College Cycling Team	240	0	0	0	0	0	240	0	0	0	0	0		0	0	
26	Samuel	McGee	BlueLine	217	0	0	0	0	0	0	0	0	0	217	0		0	0	
27	Paul	Pajerski	Kelly Benefits	217	0	0	0	0	0	0	217	0	0	0	0		0	0	
28	Dylan	Mitchell	Cycle works	217	0	0	0	0	0	0	0	0	217	0	0		0	0	
29	Morten	Jensen	HammerCross	193	0	0	0	0	0	0	193	0	0	0	0		0	0	
30	Gustavo	Marin		185	0	0	0	185	0	0	0	0	0	0	0		0	0	
31	Aidan	Goldberg	Roanoke College Cycling Team	185	0	0	0	0	0	185	0	0	0	0	0		0	0	

Results as of 11/22/2026

Questions or comments about series results reach out to Jim - contact@MountainEvents.us







2026 NCCX Series Results

Men Cat 4

Place	First Name	Last Name	Team Name	Total	Race 1	Race 2	Race 3	Race 4	Race 5	Race 6	Race 7	Race 8	Race 9	Race 10	Race 11	Race 12	Dropped3	Dropped 2	Dropped1
32	Brian	Wong	Project Ridgeway	178	0	178	0	0	0	0	0	0	0	0	0		0	0	
33	Sam	Edwards	Velocious Sport	172	0	0	0	0	172	0	0	0	0	0	0		0	0	
34	Jackson	LaChapelle	University of Central Florida	172	0	0	0	0	0	172	0	0	0	0	0		0	0	
35	Logan	McDonald	HammerCross	166	0	0	166	0	0	0	0	0	0	0	0		0	0	
36	Nicholas	Jordan	jbonesMTB	161	0	161	0	0	0	0	0	0	0	0	0		0	0	
37	Yevhen	Banakh	TVIY DRUG	161	0	0	161	0	0	0	0	0	0	0	0		0	0	
38	Will	Oakley		161	0	0	0	0	0	161	0	0	0	0	0		0	0	
39	Bronlio	Lopez	Bandidos	151	0	151	0	0	0	0	0	0	0	0	0		0	0	
40	Sascha	Ferkowitsch	Unattached	-	0	0	0	0	0	0	0	0	0	0	0		0	0	
41	Nathan	Williamson		-	0	0	0	0	0	0	0	0	0	0	0		0	0	
42	Tucker	Williamson		-	0	0	0	0	0	0	0	0	0	0	0		0	0	

Results as of 11/22/2026

Questions or comments about series results reach out to Jim - contact@MountainEvents.us







2026 NCCX Series Results

Men Novice

Place	First Name	Last Name	Team Name		Total	Race 1	Race 2	Race 3	Race 4	Race 5	Race 6	Race 7	Race 8	Race 9	Race 10	Race 11	Race 12	Dropped3	Dropped 2	Dropped1
1	John	Allen			1,798	404	0	217	240	240	217	240	240	0	0	0		0	0	
2	Paul	Pajerski	Kelly Benefits		674	434	240	0	0	0	0	0	0	0	0	0		0	0	
3	Kole	Herman			587	370	217	0	0	0	0	0	0	0	0	0		0	0	
4	Wyatt	Rosenthal	First Flight Devo		480	480	0	0	0	0	0	0	0	0	0	0		0	0	
5	Jared	Pelegrin	Team Perfect Storm Cycling		434	0	0	0	0	0	0	0	0	0	217	217		0	0	
6	Christopher	Burk	Quattro Assi Bikes		419	0	0	0	0	0	0	217	202	0	0	0		0	0	
7	Landon	Winstead III	Team Spoke Cycles		386	386	0	0	0	0	0	0	0	0	0	0		0	0	
8	Nino	O'Connell	Foothills Cycling		240	0	0	240	0	0	0	0	0	0	0	0		0	0	
9	Sam	Marsh			240	0	0	0	0	0	240	0	0	0	0	0		0	0	
10	Nathan	Williamson			240	0	0	0	0	0	0	0	0	0	240	0		0	0	
11	Zack	Lowden	TNBS		240	0	0	0	0	0	0	0	0	0	0	240		0	0	
12	Mark	Holland			217	0	0	0	0	0	0	0	217	0	0	0		0	0	
13	Brandon	Milet	TNBS		202	0	0	0	0	0	0	0	0	0	0	202		0	0	
14	Edward	Weeks			202	0	0	0	0	0	202	0	0	0	0	0		0	0	
15	Lucas	Williams			202	0	0	0	0	0	0	0	0	0	202	0		0	0	
16	Zack	Staniak	TNBS		193	0	0	0	0	0	0	0	0	0	0	193		0	0	
17	Spencer	Lowden	TNBS		185	0	0	0	0	0	0	0	0	0	0	185		0	0	
18	Reid	Cook		0	1	0	0	0	0	0	1	0	0	0	0	0		0	0	
19	Tyler	Clem			1	0	0	0	0	0	0	0	0	0	1	0		0	0	

Results as of 11/22/2026

Questions or comments about series results reach out to Jim - contact@MountainEvents.us







2026 NCCX Series Results

Elite Women Pro-CX1-CX2-CX3

Place	First Name	Last Name	Team Name	Total	Race 1	Race 2	Race 3	Race 4	Race 5	Race 6	Race 7	Race 8	Race 9	Race 10	Race 11	Race 12	Dropped3	Dropped 2	Dropped1
1	Amanda	Alston	The Cycle Path	1,903	434	0	217	240	240	185	0	0	217	185	185		0	0	
2	Evie	Edwards	Liberty Bicycle Femmes	1,778	404	0	240	217	217	178	0	0	202	185	135		0	0	
3	Laura	Rice	North Carolina Cyclo-Cross / NCCX	1,746	322	202	172	161	172	156	217	178	166	135	135		-135	-135	
4	Betthney	O'Connell	Foothills Cycling	1,575	356	217	178	172	166	166	0	0	185	0	135		0	0	
5	Joanna	Reynolds	Cycleworks	1,497	370	0	0	178	193	193	0	0	193	185	185		0	0	
6	Leyla	Herrera	Wake Forest University	1,370	386	0	193	202	202	202	0	0	0	185	0		0	0	
7	Abby	Walker	Liberty Bicycles Femmes	1,196	344	0	185	166	178	151	0	0	172	0	0		0	0	
8	Jane	Burlew	Liberty Bicycles Femmes	1,162	0	0	202	185	185	172	240	0	178	0	0		0	0	
9	Ada	Watson	CXD TREK BIKES	850	480	0	0	0	0	0	0	0	0	185	185		0	0	
10	Hope Ann	Snyder-Walsh	Camel City Cycling Cats	820	332	0	0	156	0	139	193	0	0	0	0		0	0	
11	Hannah	Gibson	Liberty Bicycles Femmes	521	0	0	0	193	0	0	0	193	0	135	0		0	0	
12	Lynn	Weller	HammerCross	476	0	0	0	0	0	135	185	0	156	0	0		0	0	
13	Cecilia	Link	Brevard College	459	0	0	0	151	161	147	0	0	0	0	0		0	0	
14	Lacey	Dennis	Brevard College	457	0	0	0	0	0	0	0	217	240	0	0		0	0	
15	Elli	Clark	Brevard College	425	0	0	0	0	0	0	0	240	0	185	0		0	0	
16	Kristin	Reece	NOMAD Cycling Services	413	0	0	0	0	0	143	0	0	0	135	135		0	0	
17	Vivienne	Myers	Blue Ridge Cross	402	0	240	0	0	0	1	0	0	161	0	0		0	0	
18	Emily	Shields	Ken's Bike Shop	370	0	0	0	0	0	0	0	0	0	185	185		0	0	
19	Lauren	Zoerner	Corner Racing p/b Beyond Horizon Media	370	0	0	0	0	0	0	0	0	0	185	185		0	0	
20	Lizzy	Gunsalus	VIA LLP p/b Van Rysel	370	0	0	0	0	0	0	0	0	0	185	185		0	0	
21	Lexi	Stierwalt	Marian University	370	0	0	0	0	0	0	0	0	0	185	185		0	0	
22	Keaghlan	Robinson	Marian University	370	0	0	0	0	0	0	0	0	0	185	185		0	0	
23	Finley	Aspholm	Marian University	370	0	0	0	0	0	0	0	0	0	185	185		0	0	
24	Amelia	Shea	Feedback Sports	370	0	0	0	0	0	0	0	0	0	185	185		0	0	
25	Maya	Tasse	Roanoke College	370	0	0	0	0	0	0	0	0	0	185	185		0	0	
26	Darcy	Grimes	Sorella Cycling	344	0	0	0	0	0	0	178	166	0	0	0		0	0	
27	Juliette	Dennedy	Lionhearts Junior Cycling	270	0	0	0	0	0	0	0	0	0	135	135		0	0	
28	Claire	Thonnerieux	Lionhearts Junior Racing	270	0	0	0	0	0	0	0	0	0	135	135		0	0	
29	Evie	Alvarado	Midwest Devo	270	0	0	0	0	0	0	0	0	0	135	135		0	0	
30	Anna	Zyromski	Marian University	270	0	0	0	0	0	0	0	0	0	135	135		0	0	
31	Ellie	Minner	Lionhearts Junior Racing	270	0	0	0	0	0	0	0	0	0	135	135		0	0	

Results as of 11/22/2026

Questions or comments about series results reach out to Jim - contact@MountainEvents.us







2026 NCCX Series Results

Elite Women Pro-CX1-CX2-CX3

Place	First Name	Last Name	Team Name	Total	Race 1	Race 2	Race 3	Race 4	Race 5	Race 6	Race 7	Race 8	Race 9	Race 10	Race 11	Race 12	Dropped3	Dropped 2	Dropped1
32	Carla	Williams	Cardinal Bicycle	240	0	0	0	0	0	240	0	0	0	0	0		0	0	
33	Madison	West	NCVC	217	0	0	0	0	0	217	0	0	0	0	0		0	0	
34	Kelly	McLaughlin	Hammer CX	202	0	0	0	0	0	0	202	0	0	0	0		0	0	
35	Madeleine	Pollock	Brevard College	202	0	0	0	0	0	0	0	202	0	0	0		0	0	
36	Lili	Morris	Warren Wilson Cycling	185	0	0	0	0	0	0	0	185	0	0	0		0	0	
37	Katie	Droese	Marian University	185	0	0	0	0	0	0	0	0	0	0	185		0	0	
38	Madeleine	Pollock	Brevard College	185	0	0	0	0	0	0	0	0	0	185	0		0	0	
39	Luci	Olewinski	Neon Racing	172	0	0	0	0	0	0	0	172	0	0	0		0	0	
40	Tanya	Harris	Velocious Sport	172	0	0	0	0	0	0	172	0	0	0	0		0	0	
41	Gemma	Edwards	Velocious Sport	166	0	0	166	0	0	0	0	0	0	0	0		0	0	
42	Lauren	Weigel	Roanoke College Cycling Team	161	0	0	0	0	0	161	0	0	0	0	0		0	0	
43	Hadley	Molnar	Blue Ridge Cross	135	0	0	0	0	0	0	0	0	0	135	0		0	0	
44	Ragan	Weigel	Roanoke College Cycling Team	132	0	0	0	0	0	132	0	0	0	0	0		0	0	

Results as of 11/22/2026

Questions or comments about series results reach out to Jim - contact@MountainEvents.us







2026 NCCX Series Results
Masters Women 40+ Open

Place	First Name	Last Name	Team Name	Total	Race 1	Race 2	Race 3	Race 4	Race 5	Race 6	Race 7	Race 8	Race 9	Race 10	Race 11	Race 12	Dropped3	Dropped 2	Dropped1
1	Katherine	Wilson	Liberty Femmes	1,874	0	0	240	0	240	240	240	240	240	217	217		0	0	
2	Tanya	Harris	Velocious Sport	1,657	434	202	0	217	0	217	0	0	217	185	185		0	0	
3	Darcy	Grimes	Sorella Cycling	1,379	480	0	217	240	202	0	0	0	0	0	240		0	0	
4	Alison	Weidner	HammerCross	1,194	404	217	0	0	0	0	0	0	202	178	193		0	0	
5	Luci	Olewinski	Neon Racing	612	0	0	0	0	0	0	217	0	0	193	202		0	0	
6	Haley	Beann	12th State Cycling Team p/b Trek Holly Park	433	0	240	0	0	193	0	0	0	0	0	0		0	0	
7	Betthney	O'Connell	Foothills Cycling	240	0	0	0	0	0	0	0	0	0	240	0		0	0	
8	Cooper	Ambjorn	Team Hungry*	217	0	0	0	0	217	0	0	0	0	0	0		0	0	
9	Whitney	Whitt	Liberty Bicycles Femmes	217	0	0	0	0	0	0	0	217	0	0	0		0	0	
10	Christine	Walkerwicz	Sorella Cycling	202	0	0	202	0	0	0	0	0	0	0	0		0	0	
11	Abby	Walker	Liberty Bicycles Femmes	202	0	0	0	0	0	0	0	0	0	202	0		0	0	
12	Dana	Walton / Gyory-An	The Chad Andrews Coaching	202	0	0	0	0	0	202	0	0	0	0	0		0	0	

Results as of 11/22/2026

Questions or comments about series results reach out to Jim - contact@MountainEvents.us





Mountain Events
Your Event Registration Specialists
www.mountainevents.us

2026 NCCX Series Results

Women CX 3-4

Place	First Name	Last Name	Team Name	Total	Race 1	Race 2	Race 3	Race 4	Race 5	Race 6	Race 7	Race 8	Race 9	Race 10	Race 11	Race 12	Dropped3	Dropped 2	Dropped1
1	Natalie	Arkfeld	Downtown Asheville Racing Club (DARC)	1,903	386	217	217	0	0	240	240	240	0	178	185		0	0	
2	Vivienne	Myers	Blue Ridge Cross	937	480	0	0	0	0	0	0	0	0	240	217		0	0	
3	Lucille	Botta	NCTC	844	434	0	0	0	0	0	0	0	0	217	193		0	0	
4	Claire	Karwoski	NCTC	644	404	240	0	0	0	0	0	0	0	0	0		0	0	
5	Charlotte	Karwoski	NCTC	572	370	202	0	0	0	0	0	0	0	0	0		0	0	
6	Reese	Meendering	Velocious Sport	395	0	0	0	0	0	0	0	0	0	193	202		0	0	
7	Lila	Cuff	Marian University	363	0	0	0	0	0	0	0	0	0	185	178		0	0	
8	Cecilia	Link	Brevard College	240	0	0	240	0	0	0	0	0	0	0	0		0	0	
9	olivia	pantano		240	0	0	0	0	0	0	0	0	0	0	240		0	0	
10	Hannah	Baade	All.Ways Racing	202	0	0	0	0	0	0	0	0	0	202	0		0	0	

Results as of 11/22/2026

Questions or comments about series results reach out to Jim - contact@MountainEvents.us





Mountain Events
Your Event Registration Specialists
www.mountainevents.us

2026 NCCX Series Results
Women CX 4-Novice

Place	First Name	Last Name	Team Name	Total	Race 1	Race 2	Race 3	Race 4	Race 5	Race 6	Race 7	Race 8	Race 9	Race 10	Race 11	Race 12	Dropped3	Dropped 2	Dropped1
1	#N/A	#N/A	#N/A	1,154	480	0	0	240	0	0	217	0	0	217	0		0	0	
2	Hannah	Keller		1,100	0	0	0	217	1	185	240	217	240	0	0		0	0	
3	Susan	Bourne	Foothills Cycling	682	0	0	240	0	240	0	0	0	202	0	0		0	0	
4	Shelley	Molnar	Hammercross	612	0	0	217	0	0	0	0	0	193	202	0		0	0	
5	#N/A	#N/A	#N/A	434	434	0	0	0	0	0	0	0	0	0	0		0	0	
6	#N/A	#N/A	#N/A	419	0	0	0	0	0	202	0	0	217	0	0		0	0	
7	Megan	Karwoski	HammerCross	404	404	0	0	0	0	0	0	0	0	0	0		0	0	
8	Alaynah	Olander	First Flight Devo	240	0	0	0	0	0	240	0	0	0	0	0		0	0	
9	Lily	Gibson	Velocious Sport	240	0	0	0	0	0	0	0	240	0	0	0		0	0	
10	McKenna	Foster	CRCA / All.Ways Racing	240	0	0	0	0	0	0	0	0	0	240	0		0	0	
11	#N/A	#N/A	#N/A	217	0	0	0	0	0	217	0	0	0	0	0		0	0	
12	Simone	Yamazaki Wax	Sorella Cycling	202	0	0	202	0	0	0	0	0	0	0	0		0	0	
13	Kendyl	Delanda	Velocious Sport	193	0	0	0	0	0	193	0	0	0	0	0		0	0	
14	#N/A	#N/A	#N/A	193	0	0	0	0	0	0	0	0	0	193	0		0	0	
15	#N/A	#N/A	#N/A	-	0	0	0	0	0	0	0	0	0	0	0		0	0	

Results as of 11/22/2026

Questions or comments about series results reach out to Jim - contact@MountainEvents.us







2026 NCCX Series Results

Elite Men Pro-CX1-CX2-CX3

Place	First Name	Last Name	Team Name	Total	Race 1	Race 2	Race 3	Race 4	Race 5	Race 6	Race 7	Race 8	Race 9	Race 10	Race 11	Race 12	Dropped3	Dropped 2	Dropped1
1	Cypress	Gorry	Rouleur Coaching	2,004	434	240	240	240	240	0	0	240	0	185	185		0	0	
2	Nate	Morse	Lima One Capital	1,680	0	0	217	217	217	202	240	0	217	185	185		0	0	
3	Jensen	Riddle	Velocious Sport	1,488	480	0	202	202	202	217	0	0	0	0	185		0	0	
4	Lukas	Klingelhoefer	North Carolina Cyclo-Cross / NCCX	1,480	0	0	172	178	172	151	193	172	172	135	135		0	0	
5	Hunter	Dempsey	Velocious Sport	1,419	344	0	178	185	178	156	0	0	193	0	185		0	0	
6	Frederick	Shashaty	Robson-Forensic	699	0	0	0	0	0	0	178	151	0	185	185		0	0	
7	Boden	Chenail	Columbia Cycling Team	610	0	0	0	0	0	0	0	0	240	185	185		0	0	
8	Julian	Wang	Cleveland Cycling Academy	588	0	0	0	193	193	0	0	202	0	0	0		0	0	
14	George	Swinand	Lees-McRae College	571	386	0	185	0	0	0	0	0	0	0	0		0	0	
15	Bradford	Perley		522	0	0	0	0	0	166	0	178	178	0	0		0	0	
16	sean	minalga	Lees-McRae College	522	356	0	0	0	0	0	0	166	0	0	0		0	0	
17	Peter	Swinand	GVL PayPhones & YellowPages Racing	410	0	0	193	0	0	0	0	217	0	0	0		0	0	
18	Will	Myers		404	404	0	0	0	0	0	0	0	0	0	0		0	0	
19	Jacob	Bernas	Velocious Sport	403	0	217	1	0	0	0	185	0	0	0	0		0	0	
20	Oliver	Jensen	Velocious Sport	387	0	0	0	0	185	0	202	0	0	0	0		0	0	
16	William	Dodds	Roanoke College Cycling Team	378	0	0	0	0	0	193	0	0	0	0	185		0	0	
17	Cole	Oberman	Haute Factory Racing	370	0	0	0	0	0	0	0	0	0	185	185		0	0	
18	Pearce	Fowler	University of Colorado Boulder	370	0	0	0	0	0	0	0	0	0	185	185		0	0	
19	Jules	van Kempen	Corner Racing p/b Beyond Horizon Media	370	0	0	0	0	0	0	0	0	0	185	185		0	0	
20	Christian	Acker		370	0	0	0	0	0	0	0	0	0	185	185		0	0	
21	Braxton	Boyer	Marian University	370	0	0	0	0	0	0	0	0	0	185	185		0	0	
22	Benjamin	Boroff	Marian University	370	0	0	0	0	0	0	0	0	0	185	185		0	0	
23	Isaiah	Culbreath	Oklahoma Flyers Elite	370	0	0	0	0	0	0	0	0	0	185	185		0	0	
24	Jon	Taber	Marian University	370	0	0	0	0	0	0	0	0	0	185	185		0	0	
25	Brandon	Grant		370	0	0	0	0	0	0	0	0	0	185	185		0	0	
26	Alex	Tebbe	Marian University	370	0	0	0	0	0	0	0	0	0	185	185		0	0	
27	Alec	Clements	Marian University	370	0	0	0	0	0	0	0	0	0	185	185		0	0	
28	Kaleb	Toscano	Lees-McRae College	370	370	0	0	0	0	0	0	0	0	0	0		0	0	
29	Geert	Fischer	Roanoke College Cycling Team	370	0	0	0	0	0	185	0	0	0	0	185		0	0	
30	August	Chamot	Total Civil Construction Race Division	370	0	0	0	0	0	0	0	0	0	185	185		0	0	
31	Cameron	Little	Marian University	370	0	0	0	0	0	0	0	0	0	185	185		0	0	

Results as of 11/22/2026

Questions or comments about series results reach out to Jim - contact@MountainEvents.us







2026 NCCX Series Results

Elite Men Pro-CX1-CX2-CX3

Place	First Name	Last Name	Team Name	Total	Race 1	Race 2	Race 3	Race 4	Race 5	Race 6	Race 7	Race 8	Race 9	Race 10	Race 11	Race 12	Dropped3	Dropped 2	Dropped1
32	Nick	Maraccini	Kickback Racing	370	0	0	0	0	0	0	0	0	0	185	185		0	0	
33	Tom	Scott	Marian University	370	0	0	0	0	0	0	0	0	0	185	185		0	0	
34	Elijah	Banish	Catalyst	370	0	0	0	0	0	0	0	0	0	185	185		0	0	
35	Tyler	Clark	Caledon Hills Armada	370	0	0	0	0	0	0	0	0	0	185	185		0	0	
36	Tyler	Orschel	KMC Nukeproof	370	0	0	0	0	0	0	0	0	0	185	185		0	0	
37	nelson	russ	Foothills Cycling	327	0	0	0	0	0	161	0	0	166	0	0		0	0	
38	Nathaniel	Gervez	Roanoke College Cycling Team	240	0	0	0	0	0	240	0	0	0	0	0		0	0	
39	John Paul	Amalong		217	0	0	0	0	0	0	217	0	0	0	0		0	0	
40	Ethan	Wood	Brevard College	202	0	0	0	0	0	0	0	0	202	0	0		0	0	
41	Alejandro	Castillo Garcia	Lees-McRae College	193	0	0	0	0	0	0	0	193	0	0	0		0	0	
42	Jack	Bernhard	Grey Ghost STARS	186	0	0	0	0	0	0	0	0	0	185	1		0	0	
43	Matthew	Crabbe	Finkraft Junior Cycling Team	185	0	0	0	0	0	0	0	0	0	0	185		0	0	
44	Jacob	Hines	Finkraft Junior Cycling Team	185	0	0	0	0	0	0	0	0	0	0	185		0	0	
45	Sean	Davies	Team Booger	185	0	0	0	0	0	0	0	0	0	0	185		0	0	
46	Ethan	Clements	Midwest Devo	185	0	0	0	0	0	0	0	0	0	0	185		0	0	
47	Mason	Crabbe	Mission Devo p/b Tyler Perry Studios	185	0	0	0	0	0	0	0	0	0	0	185		0	0	
48	Paxton	Summers	Finkraft Junior Cycling Team	185	0	0	0	0	0	0	0	0	0	0	185		0	0	
49	Charlie	Bowman	Lees-McRae College	185	0	0	0	0	0	0	0	185	0	0	0		0	0	
50	MAX	FRONHOFER	Grey Ghost S.T.A.R.S	185	0	0	0	0	0	0	0	0	0	0	185		0	0	
51	Austin	Walker	Liberty Bicycles	185	0	0	0	0	0	0	0	0	185	0	0		0	0	
52	Emilien	Belzile	Brevard College	185	0	0	0	0	0	0	0	0	0	0	185		0	0	
53	William	Houle	VPDH	185	0	0	0	0	0	0	0	0	0	0	185		0	0	
54	Isaac	Jeaurond	Vélo pays d'en haut	185	0	0	0	0	0	0	0	0	0	0	185		0	0	
55	Grayson	Jewiss	Shredders Race Team	185	0	0	0	0	0	0	0	0	0	0	185		0	0	
56	Patrick	Urichich-Abreu	Federación República Dominicana	185	0	0	0	0	0	0	0	0	0	0	185		0	0	
57	James	Povolny	Horsepower Development	178	0	0	0	0	0	178	0	0	0	0	0		0	0	
58	Gus	Lynott	Roanoke College Cycling Team	172	0	0	0	0	0	172	0	0	0	0	0		0	0	
59	Ada	Watson	CXD TREK BIKES	167	0	0	0	0	166	0	0	0	1	0	0		0	0	
60	Andrew	Tingle	Lees-McRae College	166	0	0	166	0	0	0	0	0	0	0	0		0	0	
61	Edward	Fritzinger	The Racing Division p/b Pace Coaching Co.	161	0	0	161	0	0	0	0	0	0	0	0		0	0	
62	Max	Canterbury	Brevard College	161	0	0	0	0	0	0	0	161	0	0	0		0	0	

Results as of 11/22/2026

Questions or comments about series results reach out to Jim - contact@MountainEvents.us





Mountain Events
Your Event Registration Specialists
www.mountainevents.us

2026 NCCX Series Results
Elite Men Pro-CX1-CX2-CX3

Place	First Name	Last Name	Team Name	Total	Race 1	Race 2	Race 3	Race 4	Race 5	Race 6	Race 7	Race 8	Race 9	Race 10	Race 11	Race 12	Dropped3	Dropped 2	Dropped1
63	Ethan	Doherty	Appalachian Wild Racing	156	0	0	156	0	0	0	0	0	0	0	0		0	0	
64	Drew	Degarmo	Brevard College	156	0	0	0	0	0	0	0	156	0	0	0		0	0	
65	Jim	Molnar	Hammercross	135	0	0	0	0	0	0	0	0	0	0	135		0	0	
66	Stephen	Erickson		135	0	0	0	0	0	0	0	0	0	0	135		0	0	
67	Russell	Lacy	Durham Cycles	135	0	0	0	0	0	0	0	0	0	0	135		0	0	
68	Kinzer	Hewitt	Loose Nuts Cycles	135	0	0	0	0	0	0	0	0	0	0	135		0	0	
69	Wyatt	Myers	Unaffiliated	135	0	0	0	0	0	0	0	0	0	0	135		0	0	
70	Richard	Brandon	HammerCross	135	0	0	0	0	0	0	0	0	0	0	135		0	0	
71	Thomas	Gibson	Liberty Bicycles Racing Team	135	0	0	0	0	0	0	0	0	0	0	135		0	0	
72	Micah	Sanchez	Indy Cycloplex Factory Racing	135	0	0	0	0	0	0	0	0	0	0	135		0	0	
73	Sean	Herring	Feedback Sports	135	0	0	0	0	0	0	0	0	0	0	135		0	0	
74	Jura	Gerlach	SCAD	135	0	0	0	0	0	0	0	0	0	0	135		0	0	
75	David	Reifert		135	0	0	0	0	0	0	0	0	0	0	135		0	0	
76	Wells	Beaver	The Paceline Project	135	0	0	0	0	0	0	0	0	0	0	135		0	0	
77	Mark	Henze	Marian University	135	0	0	0	0	0	0	0	0	0	0	135		0	0	
78	Robert	Williams	12th State Cycling Club	135	0	0	0	0	0	0	0	0	0	0	135		0	0	
79	Wil	Mathwin	Marian University	135	0	0	0	0	0	0	0	0	0	0	135		0	0	
80	Emmett	Davis	Team Stampede	1	0	0	0	0	0	0	0	0	0	0	1		0	0	
81	Grayson	Franks	Brevard College	1	0	0	0	0	0	0	0	0	0	0	1		0	0	

Results as of 11/22/2026

Questions or comments about series results reach out to Jim - contact@MountainEvents.us







2026 NCCX Series Results

Men CX 3-4

Place	First Name	Last Name	Team Name	Total	Race 1	Race 2	Race 3	Race 4	Race 5	Race 6	Race 7	Race 8	Race 9	Race 10	Race 11	Race 12	Dropped3	Dropped 2	Dropped1
1	Andrew	Alonis	Tempo Cyclisme	1,883	404	202	193	217	217	193	217	240	0	0	0		0	0	
2	Calvin	Hathcock	Newtype Cycling	1,866	480	240	217	0	0	0	240	217	202	135	135		0	0	
3	Ben	Hardie		1,681	434	217	0	202	193	172	0	0	193	135	135		0	0	
4	Alexander	Casper	TSS Remnant	1,384	0	0	178	193	202	161	202	178	0	135	135		0	0	
5	Nathan	Stover	CS Velo	1,333	0	193	172	185	0	156	0	172	185	135	135		0	0	
6	Jarred	Stacey	Newtype Cycling	922	0	0	202	240	240	240	0	0	0	0	0		0	0	
7	Jack	Bledsoe	Reedy Creek Bicycles	548	0	0	185	0	0	178	0	185	0	0	0		0	0	
8	Drew	Degarmo	Brevard College	419	0	0	0	0	0	202	0	0	217	0	0		0	0	
9	Tyler	Ramer	Panache Nation	386	386	0	0	0	0	0	0	0	0	0	0		0	0	
10	Caleb	Krueger		370	370	0	0	0	0	0	0	0	0	0	0		0	0	
11	Logan	Vanderpool	Brevard College	360	0	0	0	0	0	166	0	193	1	0	0		0	0	
12	Albert	Rosales	HopFly Cyclocross	332	0	0	0	0	0	147	185	0	0	0	0		0	0	
13	Dean	Pusser	Velocious Sport	270	0	0	0	0	0	0	0	0	0	135	135		0	0	
14	Jack	Ralston	NorthStar Development	240	0	0	0	0	0	0	0	0	240	0	0		0	0	
15	nelson	russ	Foothills Cycling	240	0	0	240	0	0	0	0	0	0	0	0		0	0	
16	Jack	Kovalaske	Velocious Sport	217	0	0	0	0	0	217	0	0	0	0	0		0	0	
17	Matthew	Mauhar		202	0	0	0	0	0	0	0	202	0	0	0		0	0	
18	Paul	Pajerski	Kelly Benefits	193	0	0	0	0	0	0	193	0	0	0	0		0	0	
19	Max	Canterbury	Brevard College	185	0	0	0	0	0	185	0	0	0	0	0		0	0	
20	Stephen	Huddle	Hopfly Cyclocross	151	0	0	0	0	0	151	0	0	0	0	0		0	0	
21	robert	martin	SBR Racing p/b YING YING YING	135	0	0	0	0	0	0	0	0	0	0	135		0	0	
22	Parrish	Matthews		135	0	0	0	0	0	0	0	0	0	135	0		0	0	
23	Michael	Mauhar	Sexy Action School News Team	135	0	0	0	0	0	0	0	0	0	0	135		0	0	
24	John	Neuffer	Apia chips	135	0	0	0	0	0	0	0	0	0	0	135		0	0	
25	Alex	Garand		135	0	0	0	0	0	0	0	0	0	135	0		0	0	
26	Wes	Mattson	Donovan Racing	135	0	0	0	0	0	0	0	0	0	0	135		0	0	
27	Johnny	Martin		135	0	0	0	0	0	0	0	0	0	0	135		0	0	
28	Sam	Garver	Palmetto Cyclist Collective	-	0	0	0	0	0	0	0	0	0	0	0		0	0	
29	Nico	Marvin	Virginia Tech	-	0	0	0	0	0	0	0	0	0	0	0		0	0	

Results as of 11/22/2026

Questions or comments about series results reach out to Jim - contact@MountainEvents.us



Atlantic Conference





Mountain Events

Your Event Registration Specialists

www.mountainevents.us

2026 NCCX Series Results

ACCC 2026 CX Standings

Place	First Name	Last Name	Team Name	Conference	Total	Race 1	Race 2	Race 3	Race 4	Race 5
Male Collegiate 1/2/3										
1	Ethan	Wood	Brevard College	SECCC	433	0	0	0	193	240
2	George	Swinand	Lees-McRae College	SECCC	383	0	0	0	166	217
3	Ryan	Avery	Lees-McRae College	SECCC	378	0	0	0	185	193
4	Will	Beck	Lees-McRae College	SECCC	356	0	0	0	178	178
1	Jack	Flippin	Milligan University	SECCC	310	0	0	0	108	202
2	Jura	Gerlach	SCAD	SECCC	304	0	0	0	132	172
3	sean	minalga	Lees-McRae College	SECCC	296	0	0	0	135	161
4	Drew	Degarmo	Brevard College	SECCC	292	0	0	0	126	166
5	Cade	Pummill	Milligan University	SECCC	290	0	0	0	143	147
6	Charlie	Bowman	Lees-McRae College	SECCC	286	0	0	0	147	139
7	Max	Canterbury	Brevard College	SECCC	285	0	0	0	129	156
8	Alejandro	Castillo Garcia	Lees-McRae College	SECCC	282	0	0	0	139	143
9	Ben	Ovington	Lees-McRae College	SECCC	273	0	0	0	122	151
10	Foster	Bloch	SCAD	SECCC	259	0	0	0	124	135
11	Elliot	Salisbury	Brevard College	SECCC	250	0	0	0	118	132
12	Logan	Whitcomb	Milligan University	SECCC	243	0	0	0	114	129
13	Emilien	Belzile	Brevard College	SECCC	241	0	0	0	240	1
14	Grayson	Franks	Brevard College	SECCC	218	0	0	0	217	1
15	Asher	Boegner	Brevard College	SECCC	172	0	0	0	172	0

Results as of 11/22/2026

Questions or comments about series results reach out to Jim - contact@MountainEvents.us



Atlantic Conference





Mountain Events

Your Event Registration Specialists

www.mountainevents.us

2026 NCCX Series Results

ACCC 2026 CX Standings

Place	First Name	Last Name	Team Name	Conference	Total	Race 1	Race 2	Race 3	Race 4	Race 5
16	Gabe	Pane	SCAD	SECCC	161	0	0	0	161	0
17	Griffith	Watson	Brevard College	SECCC	121	0	0	0	120	1
18	Baden	Rogan	SCAD	SECCC	117	0	0	0	116	1
19	Brayden	Goddard	Milligan University	SECCC	113	0	0	0	112	1
20	Boden	Chenail	Lees-McRae College	SECCC	111	0	0	0	110	1
1	William	Dodds	Roanoke College Cycling Team	ACCC	682	0	240	240	202	0
2	Geert	Fischer	Roanoke College Cycling Team	ACCC	585	0	217	217	151	0
3	Gus	Lynott	Roanoke College Cycling Team	ACCC	560	0	202	202	156	0

Male Collegiate 4/5

1	Colton	MacDonald	PCPC	#N/A	217	0	0	0		217
1	Brody	Melton	Western Carolina University	SECCC	480	0	0	0	240	240
2	Kenneth	Nelson	Western Carolina University	SECCC	419	0	0	0	217	202
3	Owen	Jones	Western Carolina University	SECCC	202	0	0	0	202	0
4	Hayden	Thomason	Western Carolina University	SECCC	193	0	0	0	193	0
5	Wilsen	Degarmo	Brevard College	SECCC	185	0	0	0	185	0
6	Easonn	Vaughn	Brevard College	SECCC	178	0	0	0	178	0
7	Gabe	Adler	Warren Wilson Cycling	SECCC	172	0	0	0	172	0
1	Griffin	McMurray	Roanoke College	ACCC	240	0	0	240	0	0
2	Everett	Radock	Roanoke College Cycling Team	ACCC	240	0	240	0	0	0

Results as of 11/22/2026

Questions or comments about series results reach out to Jim - contact@MountainEvents.us



Atlantic Conference





Mountain Events

Your Event Registration Specialists

www.mountainevents.us

2026 NCCX Series Results

ACCC 2026 CX Standings

Place	First Name	Last Name	Team Name	Conference	Total	Race 1	Race 2	Race 3	Race 4	Race 5
1	Alastair	Amos	Roanoke College Cycling Team	ACCC	217	0	0	217	0	0
2	Aidan	Goldberg	Roanoke College Cycling Team	ACCC	217	0	217	0	0	0
3	Aidan	Snow	Roanoke College Cycling Team	ACCC	202	0	0	202	0	0

Results as of 11/22/2026

Questions or comments about series results reach out to Jim - contact@MountainEvents.us



Atlantic Conference





Mountain Events

Your Event Registration Specialists

www.mountainevents.us

2026 NCCX Series Results

ACCC 2026 CX Standings

Place	First Name	Last Name	Team Name	Conference	Total	Race 1	Race 2	Race 3	Race 4	Race 5
Female Collegiate 1/2/3										
1	Mileva	Fischer	The Ohio State University	#N/A	331	0	0	202		129
1	Eliska	Hanakova	Lees-McRae College	SECCC	480	0	0	0	240	240
2	Anna	Hanakova	Lees-McRae College	SECCC	434	0	0	0	217	217
3	Ayana	Gagne	Brevard College	SECCC	380	0	0	0	202	178
4	Teagan	Hatley	SCAD	SECCC	350	0	0	0	178	172
5	Lacey	Dennis	Brevard College	SECCC	346	0	0	0	185	161
6	Lili	Morris	Warren Wilson Cycling	SECCC	338	0	0	0	172	166
7	Mea	Cleathero	SCAD	SECCC	317	0	0	0	166	151
8	Cecilia	Link	Brevard College	SECCC	308	0	0	0	161	147
9	Luisa	Silveira	Lees-McRae College	SECCC	283	0	0	0	151	132
10	Adah	Tomlinson	Milligan University	SECCC	282	0	0	0	139	143
11	Morgan	Johnston	Milligan University	SECCC	282	0	0	0	156	126
12	Milla	Dufresne	Milligan University	SECCC	278	0	0	0	143	135
13	Kate	Bittenbender	Milligan University	SECCC	271	0	0	0	132	139
14	Elli	Clark	Brevard College	SECCC	203	0	0	0	1	202
15	Madeleine	Pollock	Brevard College	SECCC	194	0	0	0	1	193
16	Ines	Mendez	SCAD	SECCC	147	0	0	0	147	0
17	Lily-Rose	Marois	Brevard College	SECCC	136	0	0	0	135	1
1	Leyla	Herrera	Wake Forest University	ACCC	665	240	240	0	0	185

Results as of 11/22/2026

Questions or comments about series results reach out to Jim - contact@MountainEvents.us



Atlantic Conference





Mountain Events

Your Event Registration Specialists

www.mountainevents.us

2026 NCCX Series Results

ACCC 2026 CX Standings

Place	First Name	Last Name	Team Name	Conference	Total	Race 1	Race 2	Race 3	Race 4	Race 5
2	Lauren	Weigel	Roanoke College Cycling Team	ACCC	410	0	217	193	0	0
3	Ragan	Weigel	Roanoke College Cycling Team	ACCC	387	0	202	185	0	0
4	Anabel	Miller	Wake Forest University	ACCC	349	0	0	0	193	156
5	Maya	Tasse	Roanoke College	ACCC	240	0	0	240	0	0
6	Ruby	Telepak	Roanoke College Cycling Team	ACCC	217	0	0	217	0	0
Female Collegiate 4/5										
1	Aubrianna	Ivers	Wake Forest University	ACCC	240	0	240	0		

Results as of 11/22/2026

Questions or comments about series results reach out to Jim - contact@MountainEvents.us